











Go to [this site \(http://www.uiowa.edu/%7Eacadtech/phonetics/#\)](http://www.uiowa.edu/%7Eacadtech/phonetics/#) and then click on American English. You will then see a pop up window labeled, **Phonetics: The Sounds of American English**. Now choose any one of the tabs from **stop to glide** while watching the flash video of the mouth in action and also the video of the woman. After you have watched a selection of examples, offer your opinion below of the practicality of this site.

### Image from the Site

**Phonetics: The Sounds of American English**

consonants — **manner** — place — voice — vowels — monophthongs — diphthongs

stop — **fricative** — affricate — nasal — liquid — glide

---

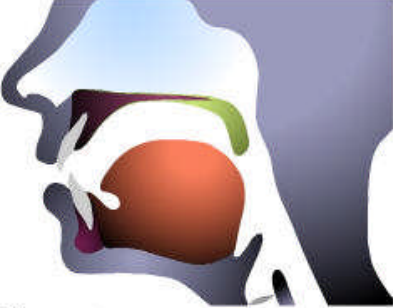
**Phonetics: The Sounds of American English**

consonants — **manner** — place — voice — vowels — monophthongs — diphthongs


stop — **fricative** — affricate — nasal — liquid — glide


**Fricatives**

Voiceless	Voiced	
<b>/f/</b>	<b>/v/</b>	Labi-dental
<b>/θ/</b>	<b>/ð/</b>	Lingua-dental
<b>/s/</b>	<b>/z/</b>	Lingua-lveolar
<b>/ʃ/</b>	<b>/ʒ/</b>	Lingua-palatal
<b>/h/</b>		Glottal




**/f/** ▶ play

 animation with sound

 step-by-step description

fonetiks    [ask my](#)  
[feedback](#)



**/f/**    ▶

**food**

**lifeboat**

**thief**

Name \_\_\_\_\_

Nickname \_\_\_\_\_

Student ID \_\_\_\_\_

Email \_\_\_\_\_